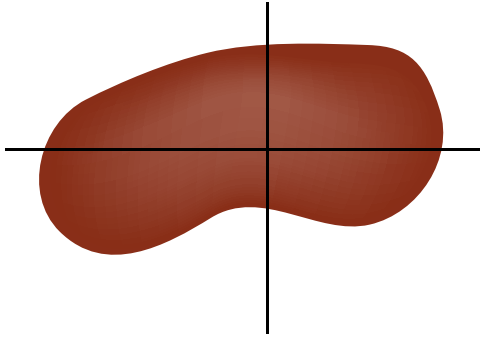



# ABCDE

## rule for the early detection of melanoma



A

**A**symmetry




B

**B**orders  
(the outer edges are uneven)



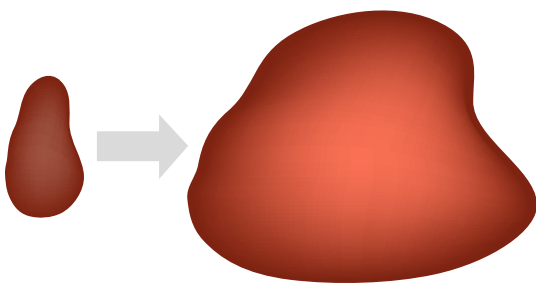
C

**C**olor  
(dark black or have multiple colors)



D

**D**iameter  
(greater than 6 mm)



E

**E**volving  
(change in size, shape and color)